

Project PEACE: Promoting Employment after high school through Community Expertise



Molly Taylor
Seb Prohn, Ph.D.

Partnership for People with Disabilities
Virginia Commonwealth University

This project was supported, in part by grant number 90DNCE0004-01-00, from the U.S. Administration for Community Living, Department of Health and Human Services, Washington, D.C. 20201.

What is Project PEACE?

**Promoting Employment After high school through
Community Expertise**

Our Values

- Leading our research are people of color and people with disabilities
- Rooting conversations in lived experiences of our community members

Our Approach to Community Collaborations for Employment

Multi-method
Research
Approach

The diagram consists of two dark red circles connected by a white line that curves from the bottom left to the top right. The left circle contains the text 'Multi-method Research Approach' and the right circle contains the text 'Understanding Community Contexts'.

Understanding
Community
Contexts


Research Methods

1. Secondary Data Review and Analysis
 1. Business needs assessment survey
 1. Community Conversations
 1. Photovoice



Secondary Data Review & Analysis

Strategies for finding sources



1. Build a team of researchers with varying strengths and knowledge

2. Reach out to research and community partners for documents, reports, and papers

3. Look in unexpected places (school division websites, appendices in other reports, ect...)

Community Conversations

- Method
 - Recruitment
 - Who do you invite?
 - Session structure
 - 2 breakout sessions, whole group harvest
- Challenges
 - IRB Approval

“I really enjoyed this morning, how we opened up the session with individuals telling their story”

Community Conversations: Preliminary Results

Barriers to Employment

Accessibility

Lack of Resources

Attitudes/Mindsets

Solutions for Employment

Changing
attitudes/mindsets

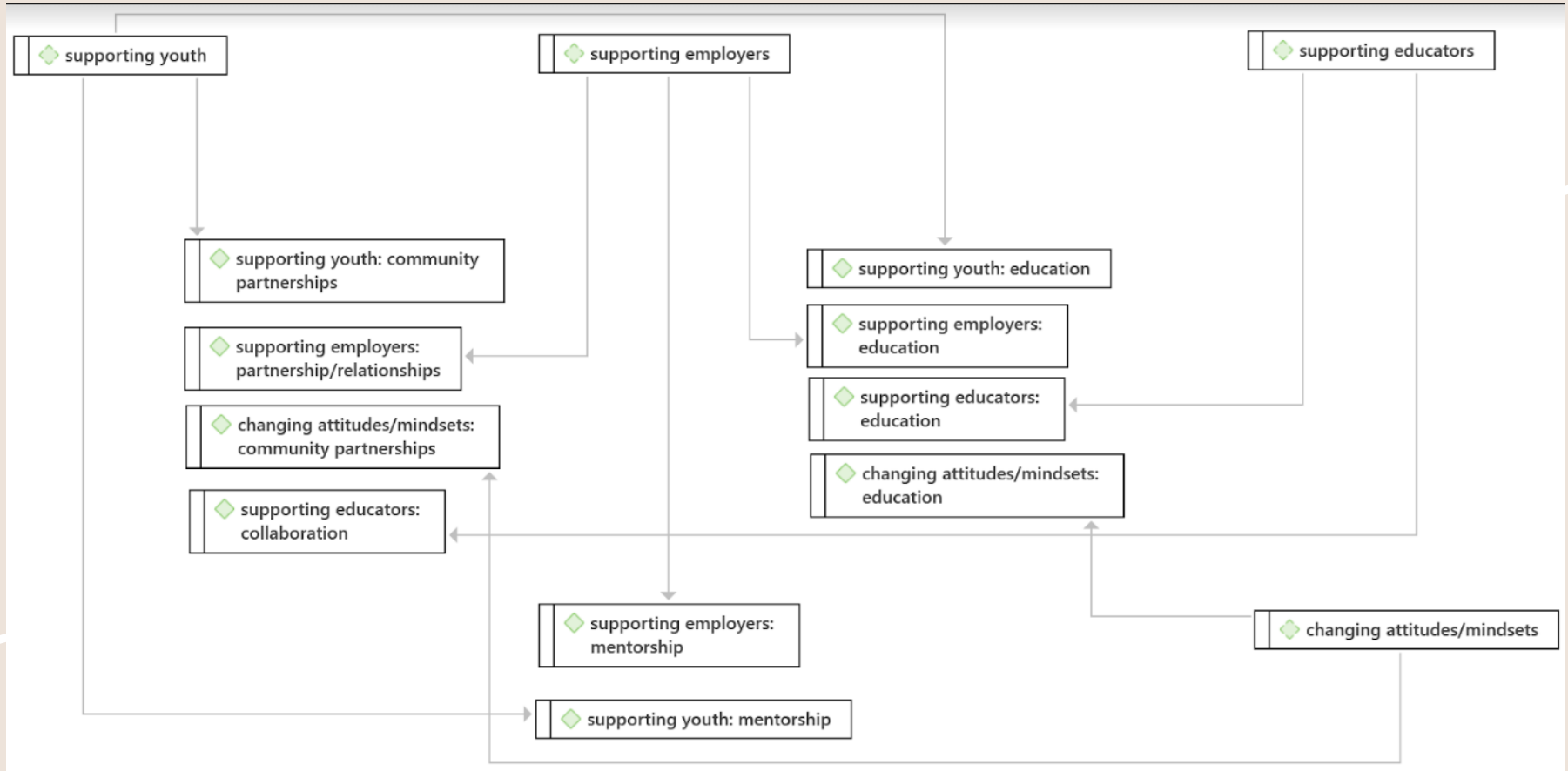
Supporting
Youth

Supporting
Employers

Using
Technology


Supporting
Educators

Network Analysis



Photovoice

- Method
 - Recruitment
 - How do you get youth to participate?
 - Session structure
 - 6 sessions
- Challenges
 - Recruitment
 - Engagement



Photovoice Sessions

1

Registration Meeting
Answering Questions
Parental Consent

2

Project Overview
Consent Discussion
Telling Stories

3

Camera ethics
Taking a good
storytelling picture

4

Taking quality
pictures
SHOWeD Questions
Introduce Topic 1

5

Small Group Discussion
~20 Minutes
Introduce Topic 2

6

Small Group Discussion
~20 Minutes
Whole Group
Next Steps of Project

Challenges to community-engaged research

Researcher-Participant
Trust

IRB/Timeframe

Creating your
research team

Takeaways & Strategies

Strengthening
Community
Partnerships

Centering the voices of
youth with IDD

Thank You!

Feel free to reach out and follow along through these platforms:



[@projectpeace@vcu.edu](mailto:projectpeace@vcu.edu)

[@smprohn@vcu.edu](mailto:smprohn@vcu.edu)

[@taylorml9@vcu.edu](mailto:taylorml9@vcu.edu)



[@ProjectPEACE_VA](https://twitter.com/ProjectPEACE_VA)



[@projectpeace_va](https://www.instagram.com/projectpeace_va)